

ORTEK PTY LTD

YOUR GOLD STANDARD FOR  
HEALTHCARE STORAGE SOLUTIONS



# 2024 FLEXSHELF STORAGE PRODUCT GUIDE

Guide to the various configurations of the Flexshelf Storage System

# MODULAR FLEXSHELF

Flexshelf is a modular storage system designed to create the highest density of storage with the smallest footprint. In most cases, converting from a traditional "tubs on shelves" storage to flexshelf can either halve your footprint or double your storage capacity, and significantly increase organisation and potential compliance issues.



## ALUMINIUM

Flexshelf is made from aircraft grade anodised aluminium. No rust and no powder-coating to chip off. Just long lasting aluminium

## MODULAR

Connect multiple bay configurations to create the most suitable storage solution for the department's needs. If needs change in the future, just disconnect and reconfigure

## DENSITY

The Modular basket system offers significant increases in storage density when compared with typical open shelving and compactus setups. Minimal space is lost between baskets, creating very high density storage in a smaller footprint

## DIVIDE

Dividers for baskets makes creating individual locations for individual products easy and clear.

## LABEL

Coloured label system to easily locate products based on category or speciality

## TOOL-LESS

Tool-less position adjustment for baskets and shelves, providing continuous refinement

## INFECTION

Infection control compliant Aluminium, ABS Plastic and stainless steel. Easy to clean and completely non-porous

## ACCESS


Standard baskets pull out giving full access to all product. Option for angled top basket for easy access for all staff regardless of height

## TELESCOPIC

Upgrade option for baskets using 35kg soft-close telescopic runners for heavier items such as fluid bags and nutrient feed, reducing risk of manual handling injury

# MODULAR FLEXSHELF

Flexshelf is completely modular, meaning that expanding an existing Flexshelf system is as simple as joining on an extra bay. This also means that if an installed Flexshelf set of bays needs to be relocated to a new space, they can be separated and reconfigured to suite the new space, greatly extending service-life and further reducing replacement costs



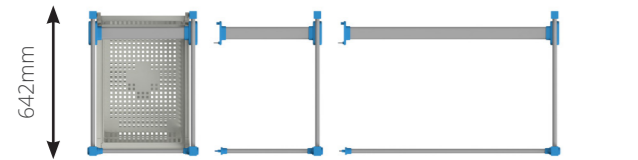


# ORIENTATION SYSTEM "A" OR "B"

Flexshelf is based around the ISO standard for modular baskets, being 600x400mm. Flexshelf comes in 2 orientations, known as "System A" and "System B". In System A, the framework is orientated so that the depth of each bay is 642mm, and the baskets are accessed from their shorter side. In System B, the framework is orientated so that the depth of each bay is 442mm, and the baskets are accessed from their longer side.

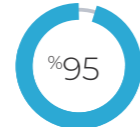

## A SYSTEM A

Based around the 642mm deep orientation



## B SYSTEM B

Based around the 442mm deep orientation



95% of installations are "System A"



### Quick Tip

Though not used often for full height installations, System B is ideal for short mobile workstations/carts which we get into later on page 48



# WHY "SYSTEM A" OVER "SYSTEM B"?

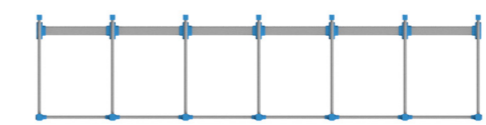
Why are 95% of our installations using the System A over System B? It comes down to efficient use of space.

Take the below example, a 3m wall with FlexShelf bays setup with the same amount of baskets in each.

With System A, we fit 6 bays across the 3m wall, whereas with System B only fit 4 bays. Yes, system A extends further into the room, however it gives an increase of 40% more storage capacity for the same amount of wall space

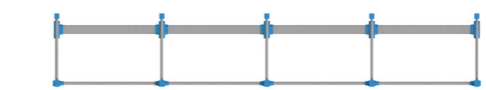
## A SYSTEM A

3m Wall



## B SYSTEM B

3m Wall




# STORAGE SYSTEM "A"

The Following pages contain storage units based around the System "A" orientation

## A1940-STARTERFRAME


- FlexShelf "System A1940" 51w
- 51W 642D 1940H Aluminium Frame
- 1 Required per Row/Set of bays






**A1940-400-1110**

- FlexShelf "System A1940" 400w
- 443W 642D 1940H Aluminium Frame
- 1 x 10cm ABS Basket Angled
- 10 x 10cm ABS Baskets flat




**A1940-400-910/120**

- FlexShelf "System A1940" 400w
- 443W 642D 1940H Aluminium Frame
- 1 x 10cm ABS Basket Angled
- 8 x 10cm ABS Baskets flat
- 1 x 20cm ABS Basket




**A1940-400-710/220**

- FlexShelf "System A1940" 400w
- 443W 642D 1940H Aluminium Frame
- 1 x 10cm ABS Basket Angled
- 6 x 10cm ABS Baskets flat
- 2 x 20cm ABS Baskets




**A1940-400-510/320**

- FlexShelf "System A1940" 400w
- 443W 642D 1940H Aluminium Frame
- 1 x 10cm ABS Basket Angled
- 4 x 10cm ABS Baskets flat
- 3 x 20cm ABS Baskets




**A1940-400-310/420**

- FlexShelf "System A1940" 400w
- 443W 642D 1940H Aluminium Frame
- 1 x 10cm ABS Basket Angled
- 2 x 10cm ABS Baskets flat
- 4 x 20cm ABS Baskets




**A1940-400-110/520**

- FlexShelf "System A1940" 400w
- 443W 642D 1940H Aluminium Frame
- 1 x 10cm ABS Basket Angled
- 5 x 20cm ABS Baskets




**A1940-400-1310**

- FlexShelf "System A1940" 400w
- 443W 642D 1940H Aluminium Frame
- 13 x 10cm ABS Baskets flat



**A1940-400-1110/120**


- FlexShelf "System A1940" 400w
- 443W 642D 1940H Aluminium Frame
- 11 x 10cm ABS Baskets flat
- 1 x 20cm ABS Basket






A1940-400-910/220

- FlexShelf "System A1940" 400w
- 443W 642D 1940H Aluminium Frame
- 9 x 10cm ABS Baskets flat
- 2 x 20cm ABS Baskets




A1940-400-710/320

- FlexShelf "System A1940" 400w
- 443W 642D 1940H Aluminium Frame
- 7 x 10cm ABS Baskets flat
- 3 x 20cm ABS Baskets



A1940-400-510/420

- FlexShelf "System A1940" 400w
- 443W 642D 1940H Aluminium Frame
- 5 x 10cm ABS Baskets flat
- 4 x 20cm ABS Baskets




A1940-400-310/520

- FlexShelf "System A1940" 400w
- 443W 642D 1940H Aluminium Frame
- 3 x 10cm ABS Baskets flat
- 5 x 20cm ABS Baskets




A1940-400-110/620

- FlexShelf "System A1940" 400w
- 443W 642D 1940H Aluminium Frame
- 1 x 10cm ABS Baskets flat
- 6 x 20cm ABS Baskets




A1940-400-175/210

- FlexShelf "System A1940" 400w
- 443W 642D 1940H Aluminium Frame
- 1 x 5cm ABS Tray Angled
- 16 x 5cm ABS Trays flat
- 2 x 10cm ABS Baskets



A1940-400-135/410

- FlexShelf "System A1940" 400w
- 443W 642D 1940H Aluminium Frame
- 1 x 5cm ABS Tray Angled
- 12 x 5cm ABS Trays flat
- 4 x 10cm ABS Baskets




A1940-400-135/220

- FlexShelf "System A1940" 400w
- 443W 642D 1940H Aluminium Frame
- 1 x 5cm ABS Tray Angled
- 12 x 5cm ABS Trays flat
- 2 x 20cm ABS Baskets




**Quick Tip**  
 These 3 options are ideal for storing documents and forms. The 5cm trays can hold 2 stacks of A4 sheets each, meaning in 1 bay you could keep 34 different forms ready and easy for staff to access.






A1940-400-810/120F

- FlexShelf "System A1940" 400w
- 443W 642D 1940H Aluminium Frame
- 1 x 10cm ABS Basket Angled
- 7 x 10cm ABS Baskets flat
- 1 x 20cm ABS Basket **35kg Telescopic**




A1940-400-610/220F

- FlexShelf "System A1940" 400w
- 443W 642D 1940H Aluminium Frame
- 1 x 10cm ABS Basket Angled
- 5 x 10cm ABS Baskets flat
- 2 x 20cm ABS Basket **35kg Telescopic**



A1940-400-410/320F

- FlexShelf "System A1940" 400w
- 443W 642D 1940H Aluminium Frame
- 1 x 10cm ABS Basket Angled
- 3 x 10cm ABS Baskets flat
- 3 x 20cm ABS Basket **35kg Telescopic**



A1940-400-210/420F

- FlexShelf "System A1940" 400w
- 443W 642D 1940H Aluminium Frame
- 1 x 10cm ABS Basket Angled
- 1 x 10cm ABS Baskets flat
- 4 x 20cm ABS Basket **35kg Telescopic**




**Quick Tip**  
35KG telescopic basket runners are ideal for storing heavier items like IV fluid bags. The telescopic runners fully extend to give 100% access without the need for staff to support the weight of the basket




A1940-400-510/110F/220F

- FlexShelf "System A1940" 400w
- 443W 642D 1940H Aluminium Frame
- 1 x 10cm ABS Basket Angled
- 4 x 10cm ABS Baskets flat
- 1 x 10cm ABS Basket **35kg Telescopic**
- 2 x 20cm ABS Basket **35kg Telescopic**




A1940-400-410/210F/220F

- FlexShelf "System A1940" 400w
- 443W 642D 1940H Aluminium Frame
- 1 x 10cm ABS Basket Angled
- 3 x 10cm ABS Baskets flat
- 2 x 10cm ABS Basket **35kg Telescopic**
- 2 x 20cm ABS Basket **35kg Telescopic**



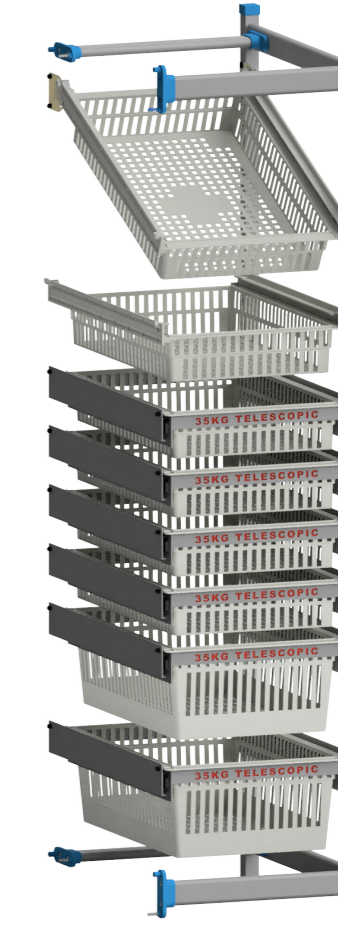
A1940-400-310/310F/220F

- FlexShelf "System A1940" 400w
- 443W 642D 1940H Aluminium Frame
- 1 x 10cm ABS Basket Angled
- 2 x 10cm ABS Baskets flat
- 3 x 10cm ABS Basket **35kg Telescopic**
- 2 x 20cm ABS Basket **35kg Telescopic**



A1940-400-210/410F/220F

- FlexShelf "System A1940" 400w
- 443W 642D 1940H Aluminium Frame
- 1 x 10cm ABS Basket Angled
- 1 x 10cm ABS Baskets flat
- 4 x 10cm ABS Basket **35kg Telescopic**
- 2 x 20cm ABS Basket **35kg Telescopic**





**A1940-400-7SS**

FlexShelf "System A1940" 400w  
 - 443W 642D 1940H Aluminium Frame  
 - 7 x SteriShelves



**A1940-400-8SS**

FlexShelf "System A1940" 400w  
 - 443W 642D 1940H Aluminium Frame  
 - 8 x SteriShelves




**A1940-400-9SS**

FlexShelf "System A1940" 400w  
 - 443W 642D 1940H Aluminium Frame  
 - 9 x SteriShelves




**A1940-400-10SS**

FlexShelf "System A1940" 400w  
 - 443W 642D 1940H Aluminium Frame  
 - 10 x SteriShelves




**A1940-400-11SS**

FlexShelf "System A1940" 400w  
 - 443W 642D 1940H Aluminium Frame  
 - 11 x SteriShelves



**Quick Tip**  
 These SteriShelf Bays are ideal for storing Wrapped instrument sets without stacking them on top of one another. Each instrument set has its own shelf, allowing appropriate airflow and making each set easy to access



# CSSD / THEATRES INSTRUMENTS



## COMPLY

Comply with Sterile Instrument storage requirements by the reducing the need to stack individual sets on top of each other. Provide each instrument set with their own space and adequate airflow on a smooth stainless steel mesh shelf.

## ORGANISE

Split up your Sterile Store into the different specialities and store required instrument sets, consumables and steripeel instruments together, using a combination of shelves and baskets.

## FUTURE PROOF

If you are considering a transition from wrapped instrument sets to aluminium containers, flexshelf is suitable for both, ensuring longevity and reducing changeover costs



**A1940-856-3SH/410/420**

- FlexShelf "System A1940" 840w
- 886W 642D 1940H Aluminium Frame
- 3 x 840x600mm Stainless Mesh Shelves (80kg)
- 4 x 10cm ABS Baskets
- 4 x 20cm ABS Baskets



**A1940-856-3SH/410F/420F**

- FlexShelf "System A1940" 840w
- 886W 642D 1940H Aluminium Frame
- 3 x 840x600mm Stainless Mesh Shelves (80kg)
- 4 x 10cm ABS Basket **35kg Telescopic**
- 4 x 20cm ABS Basket **35kg Telescopic**



**A1940-856-3SH/810F/220F**

- FlexShelf "System A1940" 840w
- 886W 642D 1940H Aluminium Frame
- 3 x 840x600mm Stainless Mesh Shelves (80kg)
- 8 x 10cm ABS Basket **35kg Telescopic**
- 2 x 20cm ABS Basket **35kg Telescopic**



**A1940-856-3SH/620F**

- FlexShelf "System A1940" 840w
- 886W 642D 1940H Aluminium Frame
- 3 x 840x600mm Stainless Mesh Shelves (80kg)
- 6 x 20cm ABS Basket **35kg Telescopic**



**A1940-856-1CL/410/420**

- FlexShelf "System A1940" 840w
- 886W 642D 1940H Aluminium Frame
- 1 x 840x600mm Compact Laminate Workshelf (80kg)
- 4 x 10cm ABS Baskets
- 4 x 20cm ABS Baskets



**Quick Tip**  
 Ideal for adding a workstation or workspace within your storage solution. Great for adding an inventory computer in your store room without losing space for a dedicated workbench

**A1940-600-3SH**

FlexShelf "System A1940" 600w  
 - 643W 642D 1940H Aluminium Frame  
 - 3 x 600x600mm Stainless Mesh Shelves (80kg)



**A1940-600-4SH**

FlexShelf "System A1940" 600w  
 - 643W 642D 1940H Aluminium Frame  
 - 4 x 600x600mm Stainless Mesh Shelves (80kg)



**A1940-600-5SH**

FlexShelf "System A1940" 600w  
 - 643W 642D 1940H Aluminium Frame  
 - 5 x 600x600mm Stainless Mesh Shelves (80kg)



**A1940-900-3SH**

FlexShelf "System A1940" 900w  
 - 943W 642D 1940H Aluminium Frame  
 - 3 x 900x600mm Stainless Mesh Shelves (80kg)



**A1940-900-4SH**

FlexShelf "System A1940" 900w  
 - 943W 642D 1940H Aluminium Frame  
 - 4 x 900x600mm Stainless Mesh Shelves (80kg)



**A1940-900-5SH**

FlexShelf "System A1940" 900w  
 - 943W 642D 1940H Aluminium Frame  
 - 5 x 900x600mm Stainless Mesh Shelves (80kg)





A1940-1200-3SH


FlexShelf "System A1940" 1200w  
- 1243W 642D 1940H Aluminium Frame  
- 3 x 1200x600mm Stainless Mesh Shelves (80kg)

A1940-1200-4SH

FlexShelf "System A1940" 1200w  
- 1243W 642D 1940H Aluminium Frame  
- 4 x 1200x600mm Stainless Mesh Shelves (80kg)

A1940-1200-5SH

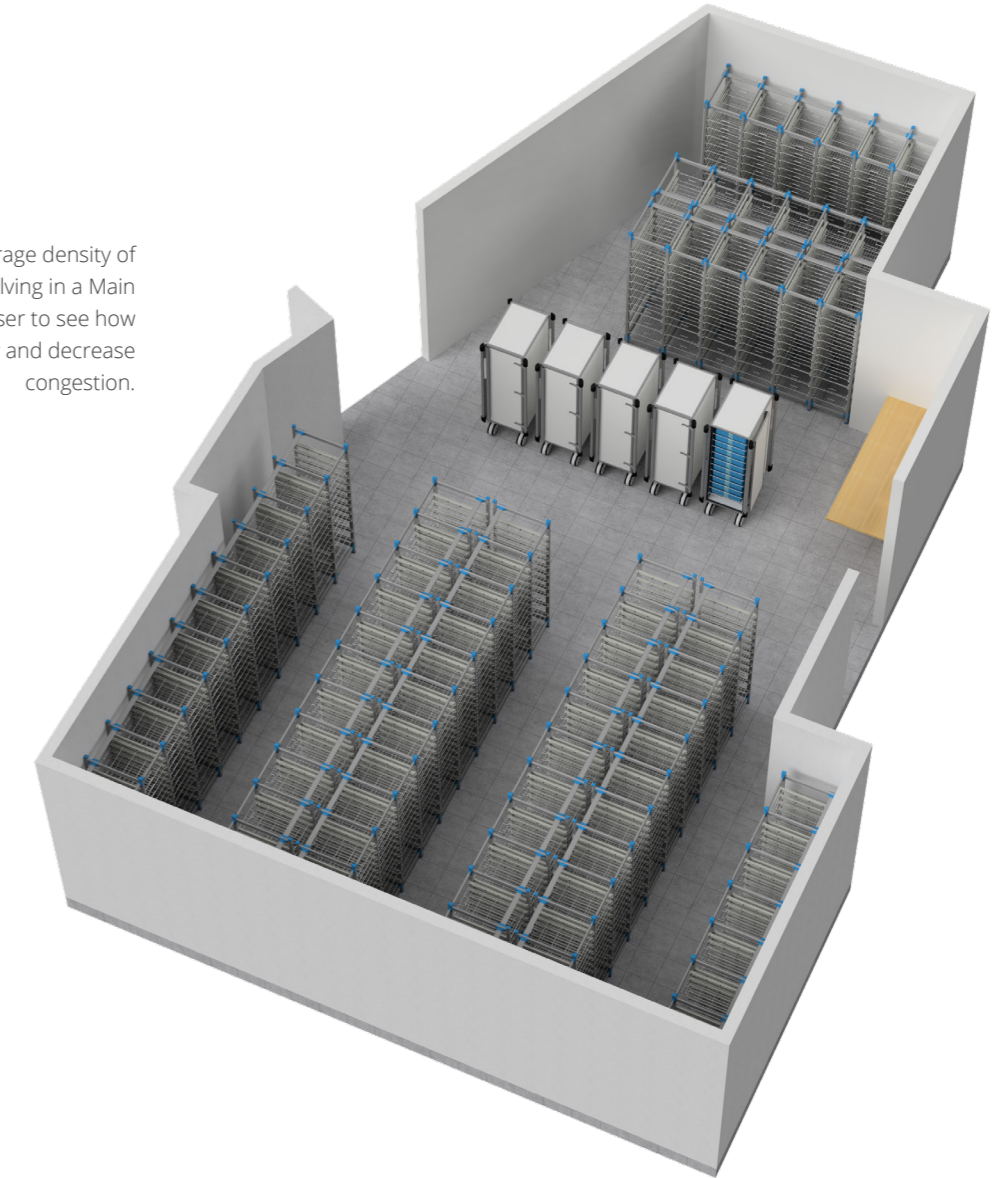
FlexShelf "System A1940" 1200w  
- 1243W 642D 1940H Aluminium Frame  
- 5 x 1200x600mm Stainless Mesh Shelves (80kg)



# VISUAL 3D RENDERS

Ortek can offer basic rendered models of your space to help visualize the final layout\*

This 3D render was created to help convey the storage density of Flexshelf vs the currently used chrome wire open shelving in a Main Theatre Store. It was also beneficial for the end user to see how the proposed layout would improve their work flow and decrease congestion.



\*3D renders available on a case by case basis




## TRANSPORT TROLLEYS SYSTEM "A1697"

The Following pages contain storage units based around the System "A" orientation


### A1697-400-T-1010

FlexShelf Transport "System A1697" 400w  
 - 494W 642D 1697H Aluminium Frame  
 - 4 x 125mm Tente dual rolling castors  
 - 10 x 10cm ABS Baskets




### A1697-400-T-810/120

FlexShelf Transport "System A1697" 400w  
 - 494W 642D 1697H Aluminium Frame  
 - 4 x 125mm Tente dual rolling castors  
 - 8 x 10cm ABS Baskets  
 - 1 x 20cm ABS Basket



### A1697-400-T-610/220

FlexShelf Transport "System A1697" 400w  
 - 494W 642D 1697H Aluminium Frame  
 - 4 x 125mm Tente dual rolling castors  
 - 6 x 10cm ABS Baskets  
 - 2 x 20cm ABS Baskets



### A1697-400-T-410/320

FlexShelf Transport "System A1697" 400w  
 - 494W 642D 1697H Aluminium Frame  
 - 4 x 125mm Tente dual rolling castors  
 - 4 x 10cm ABS Baskets  
 - 3 x 20cm ABS Baskets





**A1697-400-T-210/420**

FlexShelf Transport "System A1697" 400w  
 - 494W 642D 1697H Aluminium Frame  
 - 4 x 125mm Tente dual rolling castors  
 - 2 x 10cm ABS Baskets  
 - 4 x 20cm ABS Baskets

**A1697-400-T-520**

FlexShelf Transport "System A1697" 400w  
 - 494W 642D 1697H Aluminium Frame  
 - 4 x 125mm Tente dual rolling castors  
 - 5 x 20cm ABS Baskets

**A1697-400-T-5SS**

FlexShelf Transport "System A1697" 400w  
 - 494W 642D 1697H Aluminium Frame  
 - 4 x 125mm Tente dual rolling castors  
 - 5 x Stainless Sterishelves

**A1697-400-T-7SS**

FlexShelf Transport "System A1697" 400w  
 - 494W 642D 1697H Aluminium Frame  
 - 4 x 125mm Tente dual rolling castors  
 - 7 x Stainless Sterishelves

**A1697-400-T-9SS**

FlexShelf Transport "System A1697" 400w  
 - 494W 642D 1697H Aluminium Frame  
 - 4 x 125mm Tente dual rolling castors  
 - 9 x Stainless Sterishelves



**A1697-600-T-4SH**


FlexShelf Transport "System A1697" 600w  
 - 694W 642D 1697H Aluminium Frame  
 - 4 x 125mm Tente dual rolling castors  
 - 4 x 600x600mm Stainless Mesh Shelves

**A1697-900-T-4SH**

FlexShelf Transport "System A1697" 900w  
 - 994W 642D 1697H Aluminium Frame  
 - 4 x 125mm Tente dual rolling castors  
 - 4 x 900x600mm Stainless Mesh Shelves

**A1697-1200-T-4SH**

FlexShelf Transport "System A1697" 1200w  
 - 1294W 642D 1697H Aluminium Frame  
 - 4 x 125mm Tente dual rolling castors  
 - 4 x 1200x600mm Stainless Mesh Shelves





**A1697-T-COMBO1**

- FlexShelf Transport "System A1697"
- 937W 642D 1697H Aluminium Frame
  - 6 x 125mm Tente dual rolling castors
  - 10 x 10cm ABS Baskets
  - 5 x 20cm ABS Baskets

**A1697-T-COMBO2**

- FlexShelf Transport "System A1697"
- 1380W 642D 1697H Aluminium Frame
  - 8 x 125mm Tente dual rolling castors
  - 18 x 10cm ABS Baskets
  - 6 x 20cm ABS Baskets

**A1697-T-COMBO3**


- FlexShelf Transport "System A1697"
- 1137W 642D 1697H Aluminium Frame
  - 6 x 125mm Tente dual rolling castors
  - 6 x 10cm ABS Baskets
  - 2 x 20cm ABS Baskets
  - 4 x 600x600mm Stainless Mesh Shelves

**A1697-T-COMBO4**

- FlexShelf Transport "System A1697"
- 1580W 642D 1697H Aluminium Frame
  - 8 x 125mm Tente dual rolling castors
  - 12 x 10cm ABS Baskets
  - 4 x 20cm ABS Baskets
  - 4 x 600x600mm Stainless Mesh Shelves

**A1697-T-COMBO5**

- FlexShelf Transport "System A1697"
- 1437W 642D 1697H Aluminium Frame
  - 6 x 125mm Tente dual rolling castors
  - 6 x 10cm ABS Baskets
  - 2 x 20cm ABS Baskets
  - 4 x 900x600mm Stainless Mesh Shelves





## CARTS SYSTEM "A"

The Following pages contain mobile carts based around the System "A" orientation in various heights

### A799-TSS-210/120

- FlexShelf "System A799" Cart Single
- 494W 642D 799H Aluminium Frame
- Stainless Steel worktop
- 4 x 100mm Tente dual rolling castors
- 2 x 10cm ABS Baskets
- 1 x 20cm ABS Basket

### A927-TSS-310/120

- FlexShelf "System A927" Cart Single
- 494W 642D 927H Aluminium Frame
- Stainless Steel worktop
- 4 x 100mm Tente dual rolling castors
- 3 x 10cm ABS Baskets
- 1 x 20cm ABS Basket

### A1055-TSS-210/220

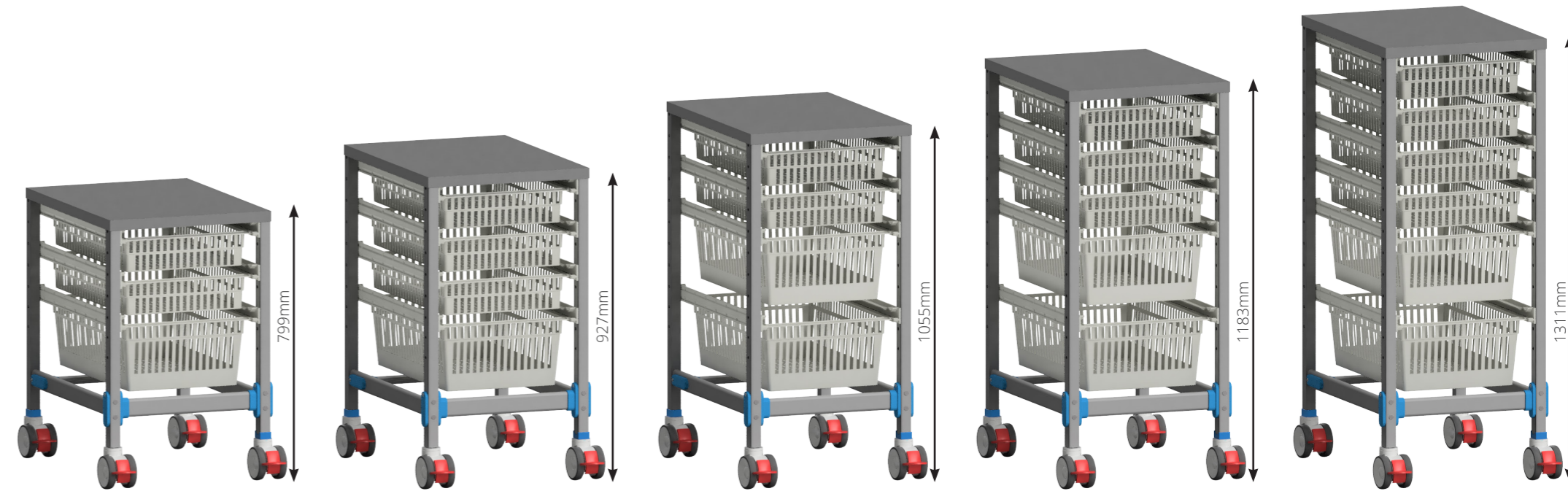
- FlexShelf "System A1055" Cart Single
- 494W 642D 1055H Aluminium Frame
- Stainless Steel worktop
- 4 x 100mm Tente dual rolling castors
- 2 x 10cm ABS Baskets
- 2 x 20cm ABS Baskets

### A1183-TSS-310/220

- FlexShelf "System A1183" Cart Single
- 494W 642D 1183H Aluminium Frame
- Stainless Steel worktop
- 4 x 100mm Tente dual rolling castors
- 3 x 10cm ABS Baskets
- 2 x 20cm ABS Baskets

### A1311-TSS-410/220

- FlexShelf "System A1311" Cart Single
- 494W 642D 1311H Aluminium Frame
- Stainless Steel worktop
- 4 x 100mm Tente dual rolling castors
- 4 x 10cm ABS Baskets
- 2 x 20cm ABS Baskets





**AA799-TSS-210/120**

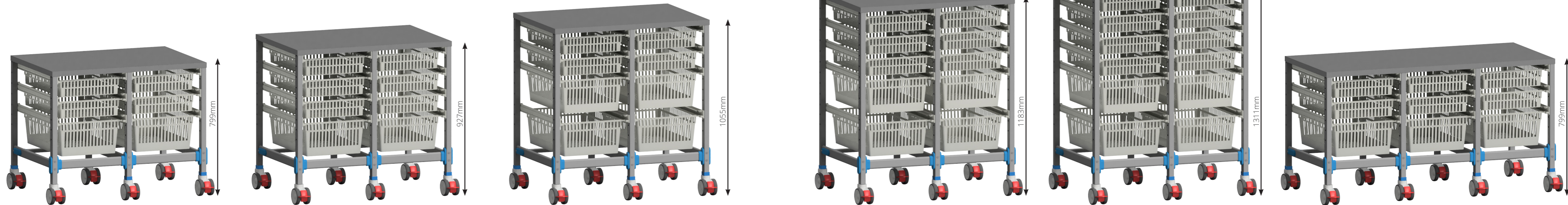
- FlexShelf "System A799" Cart Double
- 937W 642D 799H Aluminium Frame
- Stainless Steel worktop
- 6 x 100mm Tente dual rolling castors
- 4 x 10cm ABS Baskets
- 2 x 20cm ABS Baskets

**AA927-TSS-310/120**

- FlexShelf "System A927" Cart Double
- 937W 642D 927H Aluminium Frame
- Stainless Steel worktop
- 6 x 100mm Tente dual rolling castors
- 6 x 10cm ABS Baskets
- 2 x 20cm ABS Baskets

**AA1055-TSS-210/220**

- FlexShelf "System A1055" Cart Double
- 937W 642D 1055H Aluminium Frame
- Stainless Steel worktop
- 6 x 100mm Tente dual rolling castors
- 4 x 10cm ABS Baskets
- 4 x 20cm ABS Baskets



**AA1183-TSS-310/220**

- FlexShelf "System A1183" Cart Double
- 937W 642D 1183H Aluminium Frame
- Stainless Steel worktop
- 6 x 100mm Tente dual rolling castors
- 6 x 10cm ABS Baskets
- 4 x 20cm ABS Baskets

**AA1311-TSS-410/220**

- FlexShelf "System A1311" Cart Double
- 937W 642D 1311H Aluminium Frame
- Stainless Steel worktop
- 6 x 100mm Tente dual rolling castors
- 8 x 10cm ABS Baskets
- 4 x 20cm ABS Baskets


**AAA799-TSS-210/120**

- FlexShelf "System A799" Cart Triple
- 1380W 642D 799H Aluminium Frame
- Stainless Steel worktop
- 8 x 100mm Tente dual rolling castors
- 6 x 10cm ABS Baskets
- 3 x 20cm ABS Baskets




**AAA927 -TSS-310/120**

- FlexShelf "System A927" Cart Triple
- 1380W 642D 927H Aluminium Frame
- Stainless Steel worktop
- 8 x 100mm Tente dual rolling castors
- 9 x 10cm ABS Baskets
- 3 x 20cm ABS Baskets



**AAA1055 -TSS-210/220**

- FlexShelf "System A1055" Cart Triple
- 1380W 642D 1055H Aluminium Frame
- Stainless Steel worktop
- 8 x 100mm Tente dual rolling castors
- 6 x 10cm ABS Baskets
- 6 x 20cm ABS Baskets




**AAA1183 -TSS-310/220**

- FlexShelf "System A1183" Cart Triple
- 1380W 642D 1183H Aluminium Frame
- Stainless Steel worktop
- 8 x 100mm Tente dual rolling castors
- 9 x 10cm ABS Baskets
- 6 x 20cm ABS Baskets




**AAA1311 -TSS-410/220**

- FlexShelf "System A1311" Cart Triple
- 1380W 642D 1311H Aluminium Frame
- Stainless Steel worktop
- 8 x 100mm Tente dual rolling castors
- 12 x 10cm ABS Baskets
- 6 x 20cm ABS Baskets





# INDIVIDUAL COMPONENTS FOR "A" ORIENTATION BAYS




7011050  
5cm Tray (600x400x50mm)




7015100  
10cm Basket (600x400x100mm)




7015200  
20cm Basket (600x400x200mm)




7810105 5cm Short divider




7810104 5cm Long divider




7811205N 10cm Short divider



7811204N 10cm Long divider



7811305 20cm Short divider



7811304 20cm Long divider



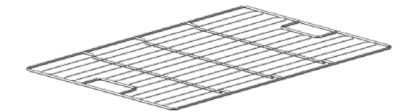
7910201N Basket Stopper  
2 required per basket (not for Telescopic runner)



7532356 600mm Standard slide pair




7532331-V 35kg Telescopic Runner  
Suitable for 10cm and 20cm Baskets



SS-400X600-STERI Sterishelf  
Slide-in stainless mesh shelf (smooth)

## A- QUICK SETS

To make life easier, we have put together these quick sets to suit "A" orientation bays, which include each part you need basket, stoppers, left/right slides and your choice of dividers



5CM DEEP TRAY SETS

10CM DEEP BASKET SETS

20CM DEEP BASKET SETS




# STORAGE SYSTEM "B"

The Following pages contain storage units based around the System "B" orientation

## B1940-STARTERFRAME


- FlexShelf "System B1940" 51w
- 51W 442D 1940H Aluminium Frame
- 1 Required per Row/Set of bays






**B1940-600-1110**

- FlexShelf "System B1940" 600w  
 - 643W 442D 1940H Aluminium Frame  
 - 1 x 10cm ABS Basket Angled  
 - 10 x 10cm ABS Baskets flat




**B1940-600-910/120**

- FlexShelf "System B1940" 600w  
 - 643W 442D 1940H Aluminium Frame  
 - 1 x 10cm ABS Basket Angled  
 - 8 x 10cm ABS Baskets flat  
 - 1 x 20cm ABS Basket




**B1940-600-710/220**

- FlexShelf "System B1940" 600w  
 - 643W 442D 1940H Aluminium Frame  
 - 1 x 10cm ABS Basket Angled  
 - 6 x 10cm ABS Baskets flat  
 - 2 x 20cm ABS Baskets




**B1940-600-510/320**

- FlexShelf "System B1940" 600w  
 - 643W 442D 1940H Aluminium Frame  
 - 1 x 10cm ABS Basket Angled  
 - 4 x 10cm ABS Baskets flat  
 - 3 x 20cm ABS Baskets




**B1940-600-310/420**

- FlexShelf "System B1940" 600w  
 - 643W 442D 1940H Aluminium Frame  
 - 1 x 10cm ABS Basket Angled  
 - 2 x 10cm ABS Baskets flat  
 - 4 x 20cm ABS Baskets




**B1940-600-110/520**

- FlexShelf "System B1940" 600w  
 - 643W 442D 1940H Aluminium Frame  
 - 1 x 10cm ABS Basket Angled  
 - 5 x 20cm ABS Baskets




**B1940-600-1310**

- FlexShelf "System B1940" 600w  
 - 643W 442D 1940H Aluminium Frame  
 - 13 x 10cm ABS Baskets flat



**B1940-600-1110/120**


- FlexShelf "System B1940" 600w  
 - 643W 442D 1940H Aluminium Frame  
 - 11 x 10cm ABS Baskets flat  
 - 1 x 20cm ABS Basket






**B1940-600-910/220**

- FlexShelf "System B1940" 600w
- 643W 442D 1940H Aluminium Frame
- 9 x 10cm ABS Baskets flat
- 2 x 20cm ABS Baskets




**B1940-600-710/320**

- FlexShelf "System B1940" 600w
- 643W 442D 1940H Aluminium Frame
- 7 x 10cm ABS Baskets flat
- 3 x 20cm ABS Baskets




**B1940-600-510/420**

- FlexShelf "System B1940" 600w
- 643W 442D 1940H Aluminium Frame
- 5 x 10cm ABS Baskets flat
- 4 x 20cm ABS Baskets




**B1940-600-310/520**

- FlexShelf "System B1940" 600w
- 643W 442D 1940H Aluminium Frame
- 3 x 10cm ABS Baskets flat
- 5 x 20cm ABS Baskets



**B1940-600-110/620**

- FlexShelf "System B1940" 600w
- 643W 442D 1940H Aluminium Frame
- 1 x 10cm ABS Baskets flat
- 6 x 20cm ABS Baskets




**B1940-600-185/210**

- FlexShelf "System B1940" 600w
- 643W 442D 1940H Aluminium Frame
- 1 x 5cm ABS Tray Angled
- 17 x 5cm ABS Tray flat
- 2 x 10cm ABS Baskets




**B1940-600-145/410**

- FlexShelf "System B1940" 600w
- 643W 442D 1940H Aluminium Frame
- 1 x 5cm ABS Tray Angled
- 13 x 5cm ABS Tray flat
- 4 x 10cm ABS Baskets



**B1940-600-145/220**

- FlexShelf "System B1940" 600w
- 643W 442D 1940H Aluminium Frame
- 1 x 5cm ABS Tray Angled
- 13 x 5cm ABS Tray flat
- 2 x 20cm ABS Baskets




**Quick Tip**  
 These 3 options are ideal for storing documents and forms. The 5cm trays can hold 2 stacks of A4 sheets each, meaning in 1 bay you could keep 34 different forms ready and easy for staff to access.






**B1940-600-810/120F**

- FlexShelf "System B1940" 600w  
 - 643W 442D 1940H Aluminium Frame  
 - 1 x 10cm ABS Basket Angled  
 - 7 x 10cm ABS Baskets flat  
 - 1 x 20cm ABS Basket **35kg Telescopic**



**B1940-600-610/220F**

- FlexShelf "System B1940" 600w  
 - 643W 442D 1940H Aluminium Frame  
 - 1 x 10cm ABS Basket Angled  
 - 5 x 10cm ABS Baskets flat  
 - 2 x 20cm ABS Basket **35kg Telescopic**




**B1940-600-410/320F**

- FlexShelf "System B1940" 600w  
 - 643W 442D 1940H Aluminium Frame  
 - 1 x 10cm ABS Basket Angled  
 - 3 x 10cm ABS Baskets flat  
 - 3 x 20cm ABS Basket **35kg Telescopic**



**B1940-600-410/210F/220F**

- FlexShelf "System B1940" 600w  
 - 643W 442D 1940H Aluminium Frame  
 - 1 x 10cm ABS Basket Angled  
 - 3 x 10cm ABS Baskets flat  
 - 2 x 10cm ABS Basket **35kg Telescopic**  
 - 2 x 20cm ABS Basket **35kg Telescopic**



**Quick Tip**  
 35KG telescopic basket runners are ideal for storing heavier items like IV fluid bags. The telescopic runners fully extend to give 100% access without the need for staff to support the weight of the basket



**B1940-900-3SH**

- FlexShelf "System B1940" 900w  
 - 943W 442D 1940H Aluminium Frame  
 - 3 x 900x400mm Stainless Mesh Shelves (80kg)



**B1940-900-4SH**

- FlexShelf "System B1940" 900w  
 - 943W 442D 1940H Aluminium Frame  
 - 4 x 900x400mm Stainless Mesh Shelves (80kg)



**B1940-900-5SH**

- FlexShelf "System B1940" 900w  
 - 943W 442D 1940H Aluminium Frame  
 - 5 x 900x400mm Stainless Mesh Shelves (80kg)





## PHARMACY / MEDICATIONS SYSTEM "B"

The Following pages contain Pharmacy storage units based around the System "B" orientation

## PHARMACY / MEDICATIONS FLEXFLOW



### ANGLED TRAYS

5cm deep trays on a 20° angle to allow stock to slide to the front. This angle also provides a clearer visual for average-height staff

### STOCK ROTATION

Pick from the front and replenish to the back. Trays pull forward to allow new stock to be placed at the back. Reduce the amount of product expiring before use by always picking from the front and using the oldest first

### CLEAR OR SOLID

Baskets and trays available in Clear Polycarbonate, or grey ABS Plastic.

### TELESCOPIC

Upgrade option for baskets using 35kg soft-close telescopic runners for heavier items such as fluid bags and nutrient feed, reducing risk of manual handling injury

### MULTI-PURPOSE

Ideal for multi function spaces requiring pharmacy products and heavy fluid products, such as medication rooms and clean utilities.

### SLIDING DIVIDERS

Sliding dividers used to create "lanes" which can easily adjust to the width of the product.






## PHARMACY / MEDICATION ABS BASKETS AND TRAYS


### B1940-600-45/610F

- FlexShelf "System B1940" 600w  
 - 643W 442D 1940H Aluminium Frame  
 - 4 x 5cm ABS Trays Angled 20 degrees  
 - 5 x Dividers Per Tray making 6 Lanes  
 - 6 x 10cm ABS Baskets **35kg Telescopic**




### B1940-600-45/410F/120F

- FlexShelf "System B1940" 600w  
 - 643W 442D 1940H Aluminium Frame  
 - 4 x 5cm ABS Trays Angled 20 degrees  
 - 5 x Dividers Per Tray making 6 Lanes  
 - 4 x 10cm ABS Baskets **35kg Telescopic**  
 - 1 x 20cm ABS Basket **35kg Telescopic**



### B1940-600-45/210F/220F

- FlexShelf "System B1940" 600w  
 - 643W 442D 1940H Aluminium Frame  
 - 4 x 5cm ABS Trays Angled 20 degrees  
 - 5 x Dividers Per Tray making 6 Lanes  
 - 2 x 10cm ABS Baskets **35kg Telescopic**  
 - 2 x 20cm ABS Baskets **35kg Telescopic**



### B1940-600-45/320F

- FlexShelf "System B1940" 600w  
 - 643W 442D 1940H Aluminium Frame  
 - 4 x 5cm ABS Trays Angled 20 degrees  
 - 5 x Dividers Per Tray making 6 Lanes  
 - 3 x 20cm ABS Baskets **35kg Telescopic**



## PHARMACY / MEDICATION CLEAR POLYCARBONATE BASKETS AND TRAYS


### B1940-600-45PC/610PCF

- FlexShelf "System B1940" 600w  
 - 643W 442D 1940H Aluminium Frame  
 - 4 x 5cm Clear PC Trays Angled 20 degrees  
 - 5 x Dividers Per Tray making 6 Lanes  
 - 6 x 10cm Clear PC Baskets **35kg Telescopic**




### B1940-600-45PC/410PCF/120PCF

- FlexShelf "System B1940" 600w  
 - 643W 442D 1940H Aluminium Frame  
 - 4 x 5cm Clear PC Trays Angled 20 degrees  
 - 5 x Dividers Per Tray making 6 Lanes  
 - 4 x 10cm Clear PC Baskets **35kg Telescopic**  
 - 1 x 20cm Clear PC Basket **35kg Telescopic**



### B1940-600-45PC/210PCF/220PCF

- FlexShelf "System B1940" 600w  
 - 643W 442D 1940H Aluminium Frame  
 - 4 x 5cm Clear PC Trays Angled 20 degrees  
 - 5 x Dividers Per Tray making 6 Lanes  
 - 2 x 10cm Clear PC Baskets **35kg Telescopic**  
 - 2 x 20cm Clear PC Baskets **35kg Telescopic**



### B1940-600-45PC/320PCF

- FlexShelf "System B1940" 600w  
 - 643W 442D 1940H Aluminium Frame  
 - 4 x 5cm Clear PC Trays Angled 20 degrees  
 - 5 x Dividers Per Tray making 6 Lanes  
 - 3 x 20cm Clear PC Baskets **35kg Telescopic**





# CARTS SYSTEM "B"

The Following pages contain Mobile Carts based around the System "B" orientation

## B799-TSS-210/120

- FlexShelf Cart "System B799" Cart Single
- 694W 442D 799H Aluminium Frame
- Stainless Steel worktop
- 4 x 100mm Tente dual rolling castors
- 2 x 10cm ABS Baskets
- 1 x 20cm ABS Basket

## B927-TSS-310/120

- FlexShelf Cart "System B927" Cart Single
- 694W 442D 927H Aluminium Frame
- Stainless Steel worktop
- 4 x 100mm Tente dual rolling castors
- 3 x 10cm ABS Baskets
- 1 x 20cm ABS Basket

## B1055-TSS-210/220

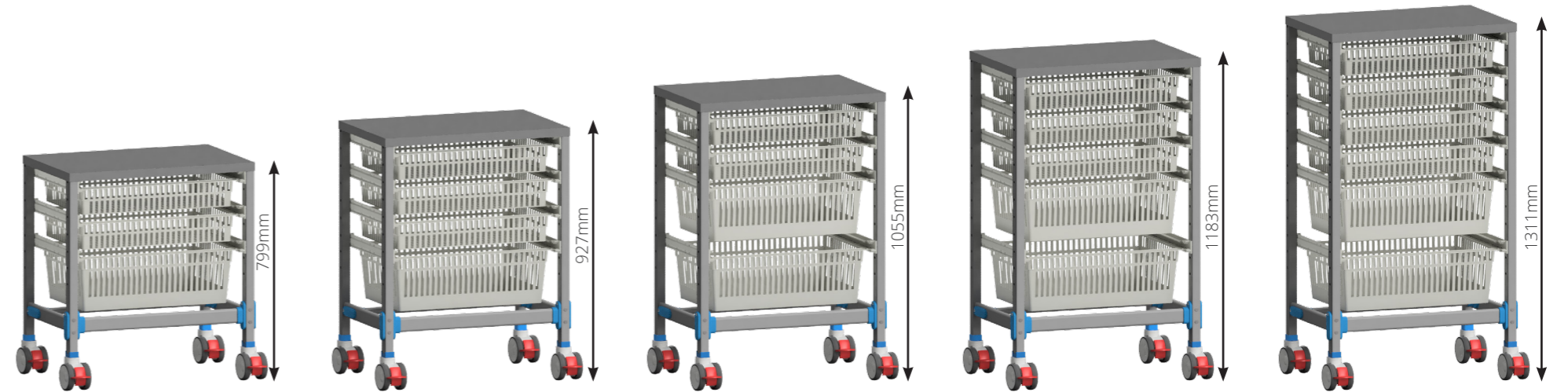
- FlexShelf Cart "System B1055" Cart Single
- 694W 442D 1055H Aluminium Frame
- Stainless Steel worktop
- 4 x 100mm Tente dual rolling castors
- 2 x 10cm ABS Baskets
- 2 x 20cm ABS Baskets

## B1183-TSS-310/220

- FlexShelf Cart "System B1183" Cart Single
- 694W 442D 1183H Aluminium Frame
- Stainless Steel worktop
- 4 x 100mm Tente dual rolling castors
- 3 x 10cm ABS Baskets
- 2 x 20cm ABS Baskets

## B1311-TSS-410/220


- FlexShelf Cart "System B1311" Cart Single
- 694W 442D 1311H Aluminium Frame
- Stainless Steel worktop
- 4 x 100mm Tente dual rolling castors
- 4 x 10cm ABS Baskets
- 2 x 20cm ABS Baskets






**BB799-TSS-210/120**

- FlexShelf Cart "System B799" Cart Double
- 1337W 442D 799H Aluminium Frame
- Stainless Steel worktop
- 6 x 100mm Tente dual rolling castors
- 4 x 10cm ABS Baskets
- 2 x 20cm ABS Basket




**BB927-TSS-310/120**

- FlexShelf Cart "System B927" Cart Double
- 1337W 442D 927H Aluminium Frame
- Stainless Steel worktop
- 6 x 100mm Tente dual rolling castors
- 6 x 10cm ABS Baskets
- 2 x 20cm ABS Basket



**BB1055-TSS-210/220**

- FlexShelf Cart "System B1055" Cart Double
- 1337W 442D 1055H Aluminium Frame
- Stainless Steel worktop
- 6 x 100mm Tente dual rolling castors
- 4 x 10cm ABS Baskets
- 4 x 20cm ABS Basket



**BB1183-TSS-310/220**

- FlexShelf Cart "System B1183" Cart Double
- 1337W 442D 1183H Aluminium Frame
- Stainless Steel worktop
- 6 x 100mm Tente dual rolling castors
- 6 x 10cm ABS Baskets
- 4 x 20cm ABS Basket






**BB1311-TSS-410/220**

- FlexShelf Cart "System B1311" Cart Double
- 1337W 442D 1311H Aluminium Frame
  - Stainless Steel worktop
  - 6 x 100mm Tente dual rolling castors
  - 8 x 10cm ABS Baskets
  - 4 x 20cm ABS Basket




**BBB799-TSS-210/120**

- FlexShelf Cart "System B799" Cart Triple
- 1980W 442D 799H Aluminium Frame
  - Stainless Steel worktop
  - 8 x 100mm Tente dual rolling castors
  - 6 x 10cm ABS Baskets
  - 3 x 20cm ABS Basket




**BBB927-TSS-310/120**

- FlexShelf Cart "System B927" Cart Triple
- 1980W 442D 927H Aluminium Frame
  - Stainless Steel worktop
  - 8 x 100mm Tente dual rolling castors
  - 9 x 10cm ABS Baskets
  - 3 x 20cm ABS Basket



**BBB1055-TSS-210/220**

- FlexShelf Cart "System B1055" Cart Triple
- 1980W 442D 1055H Aluminium Frame
  - Stainless Steel worktop
  - 8 x 100mm Tente dual rolling castors
  - 6 x 10cm ABS Baskets
  - 6 x 20cm ABS Basket






**BBB1183-TSS-310/220**

- FlexShelf Cart "System B1183" Cart Triple
- 1980W 442D 1183H Aluminium Frame
- Stainless Steel worktop
- 8 x 100mm Tente dual rolling castors
- 9 x 10cm ABS Baskets
- 6 x 20cm ABS Basket

**BBB1311-TSS-410/220**

- FlexShelf Cart "System B1311" Cart Triple
- 1980W 442D 1311H Aluminium Frame
- Stainless Steel worktop
- 8 x 100mm Tente dual rolling castors
- 12 x 10cm ABS Baskets
- 6 x 20cm ABS Basket



# INDIVIDUAL COMPONENTS FOR "B" ORIENTATION BAYS

**ABS ACRYLONITRILE BUTADIENE STYRENE**

ABS Plastic has good chemical resistance, is long lasting, and 100% infection-control and sterile storage compliant. Used in 99% of our installations across Australia.




7011050  
5cm Tray (600x400x50mm)




7015100  
10cm Basket (600x400x100mm)




7015200  
20cm Basket (600x400x200mm)



7810105 5cm Short divider  
7810104 5cm Long divider



7811205N 10cm Short divider  
7811204N 10cm Long divider



7811305 20cm Short divider  
7811304 20cm Long divider



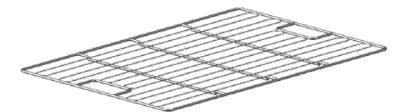
7910201N Basket Stopper  
2 required per basket (not for Telescopic runner)



7532355 400mm Standard slide pair



7532330-V 35kg Telescopic Runner  
Suitable for 10cm and 20cm Baskets



SS-400X600-STERI Sterishelf  
Slide-in stainless mesh shelf (smooth)



# INDIVIDUAL COMPONENTS FOR "B" ORIENTATION BAYS

## PC POLYCARBONATE


Polycarbonate has very good chemical resistance, is clear and suitable for areas where contents visibility is required (medication rooms for example).  
Used primarily in our "FlexFlow" Medication bays (page 43)



7021050  
5cm PC Tray (600x400x50mm)



7025100  
10cm PC Basket (600x400x100mm)




7025200  
20cm PC Basket (600x400x200mm)



240103 5cm PC Sliding Short divider  
For pharmacy Bays



7810102 5cm PC Short divider  
7810101 5cm PC Long divider



7811202N 10cm PC Short divider  
7811201N 10cm PC Long divider




7811302 20cm PC Short divider  
7811301 20cm PC Long divider

## B- ABS QUICK SETS


To make life easier, we have put together these quick sets to suit "B" orientation bays, which include each part you need basket, stoppers, left/right slides and your choice of dividers



5CM  
DEEP  
TRAY  
SETS

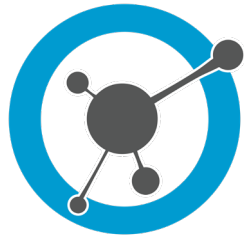


10CM  
DEEP  
BASKET  
SETS



20CM  
DEEP  
BASKET  
SETS





**ORTEK** PTY LTD

HEALTHCARE STORAGE SOLUTIONS

---

ABN : 456 121 27492

Phone : 0390 810 680

Email : [sales@ortek.com.au](mailto:sales@ortek.com.au)

Web : [www.ortek.com.au](http://www.ortek.com.au)